

# HENRY BAKER COLLEGE MELUKAVU

## **Feedback Report** **2017-18**

---

*Report of Feedback from Students,  
Teachers, Parents, Alumni and  
Employers*

***20/03/2018***

---

# STUDENT FEEDBACK ON CURRICULUM

2017-18

Feedback from stake holders is an essential element of the learning process. The college collects feedback on the content of the course, relevance of the curriculum, allocation of credits, competencies expected, effectiveness of the evaluation system and inculcation of values. The feedback collected was analysed and taken into the consideration for the development of our learning system.

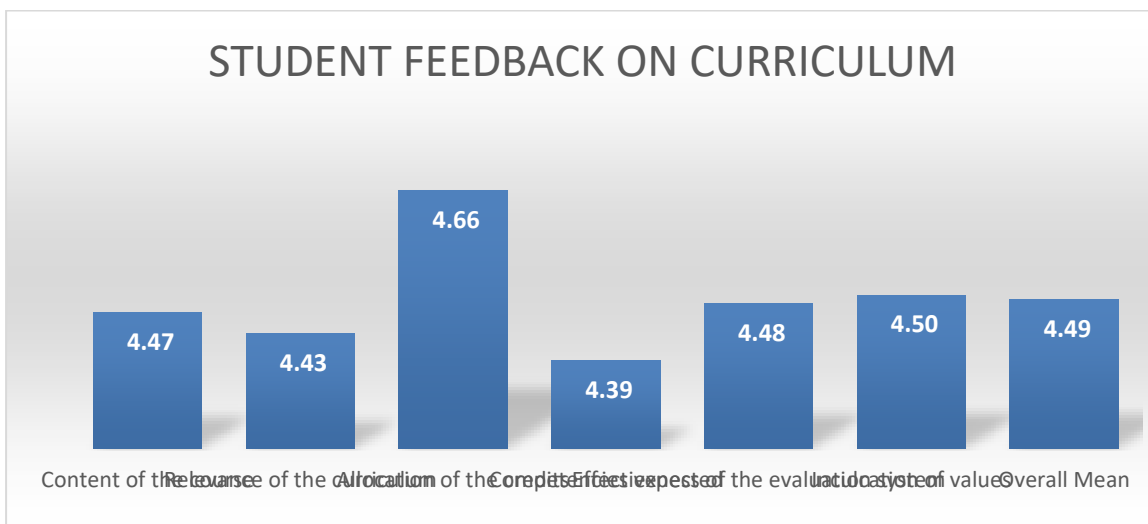
**In the academic year 2017-18, 416 students participated in the feedback survey .**There were 6 measures on the feedback form that are content of the course, relevance of the curriculum, allocation of the credits, competencies expected, effectiveness of the evaluation system and inculcation of values.

A five point measurement scale was used in the questionnaire, where highly satisfied is scored as 5, satisfied 4, neither satisfied nor dissatisfied 3, dissatisfied 2 and highly dissatisfied 1.

The table below shows the feedback analysis:

Sl No.	Measure	Mean Score
1	Effectiveness of the syllabus for higher studies	4.47
2	Effectiveness of the syllabus for career readiness	4.43
3	Effectiveness of the syllabus for facing competitive exams	4.66
4	Quality of teachers and teaching	4.39
5	The college library and its services	4.48
6	The academic atmosphere of the college	4.50
7	Lab facilities of the college	4.49
8	Your overall impression about the college	4.47
	<b>Overall Mean</b>	4.43

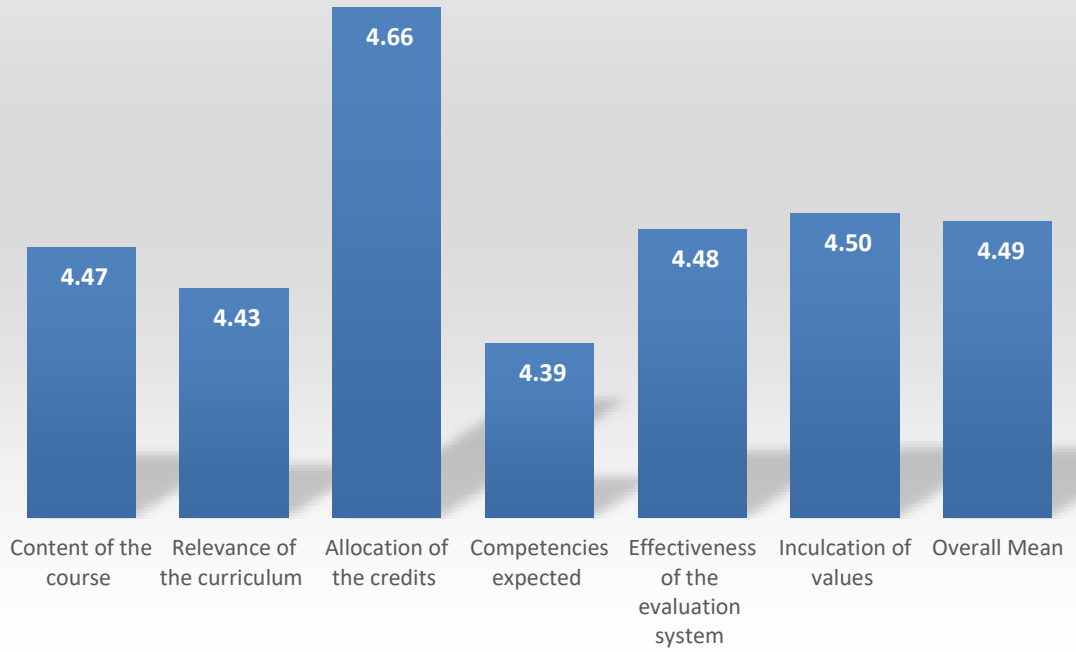
Source: Survey



### Course wise analysis of student feedback on curriculum

Sl No	Measure	B.Com	M.Com	BA English	BA History	MA History	BSc Physics	B.Com (CA)	B.Voc
1	Content of the course	4.12	4.20	4.75	4.56	4.51	4.60	4.52	4.47
2	Relevance of the curriculum	4.32	4.36	4.32	4.45	4.40	4.54	4.49	4.59
3	Allocation of the credits	4.54	4.77	4.81	4.72	4.58	4.59	4.58	4.71
4	Competencies expected	4.36	4.38	4.34	4.38	4.34	4.42	4.38	4.52
5	Effectiveness of the evaluation system	4.47	4.50	4.59	4.50	4.41	4.49	4.58	4.32
6	Inculcation of values	4.62	4.64	4.55	4.38	4.47	4.37	4.33	4.61
	<b>Overall Mean</b>	<b>4.41</b>	<b>4.48</b>	<b>4.56</b>	<b>4.50</b>	<b>4.45</b>	<b>4.50</b>	<b>4.48</b>	<b>4.54</b>

## STUDENT FEEDBACK ON CURRICULUM



## TEACHER FEEDBACK ON CURRICULUM 2017-18

A total response of **36 teachers** was taken and analysed through the feedback form for the academic year 2017-18

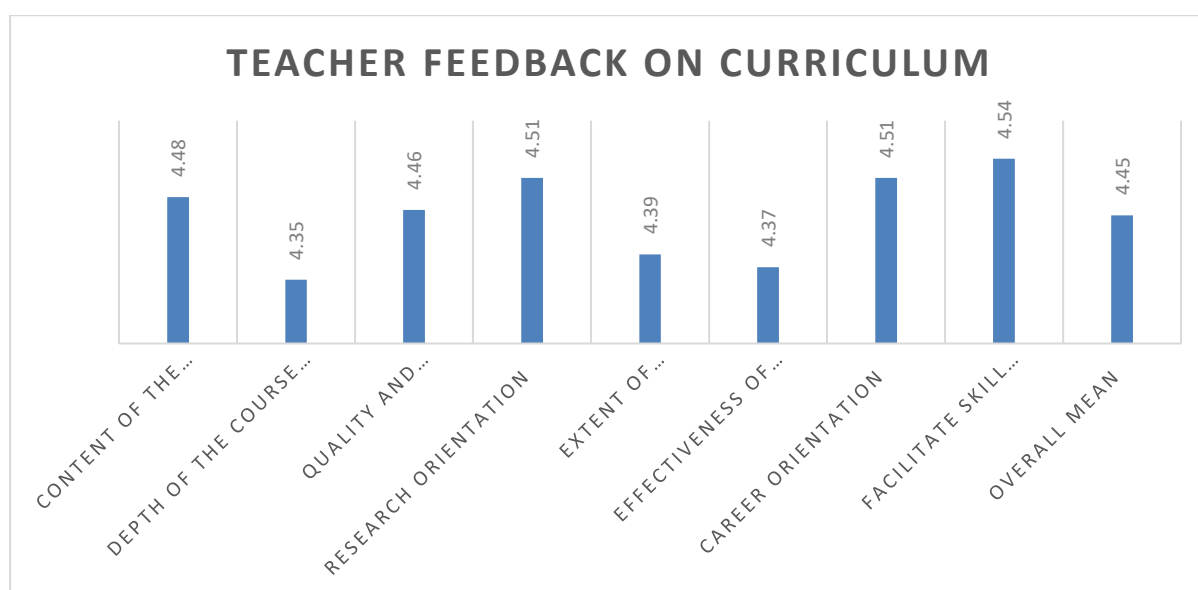
There were 8 measures on the feedback form for measurement which are content of the course, depth of the course content, quality and relevance of the courses, research orientation, extent of participatory learning, effectiveness of evaluation system, career orientation and facilitate skill development.

A five point measurement scale was used in the questionnaire, where highly satisfied is scored as 5, satisfied 4, neither satisfied nor dissatisfied 3, dissatisfied 2 and highly dissatisfied 1.

The table below shows the feedback analysis

SI No	Measure	Score
1	Content of the course	4.48
2	Depth of the course content	4.35
3	Quality and relevance of the courses	4.46
4	Research Orientation	4.51
5	Extent of participatory Learning	4.39
6	Effectiveness of Evaluation System	4.37
7	Career Orientation	4.51
8	Facilitate Skill Development	4.54
	<b>Overall Mean</b>	<b>4.45</b>

Source: Computation on SPSS



## **ALUMNI FEEDBACK ON CURRICULUM**

### **2017-18**

A total response of **158 Alumni** was taken for the analysis of the feedback form for the academic year 2017-18.

There were 8 measures on the feedback form that are relevance of the course content, career orientation in the syllabus, quality of curriculum delivering, matching industry needs, availability of reference books, suitability to support higher learning, ability of the curriculum to foster entrepreneurship and overall skill development.

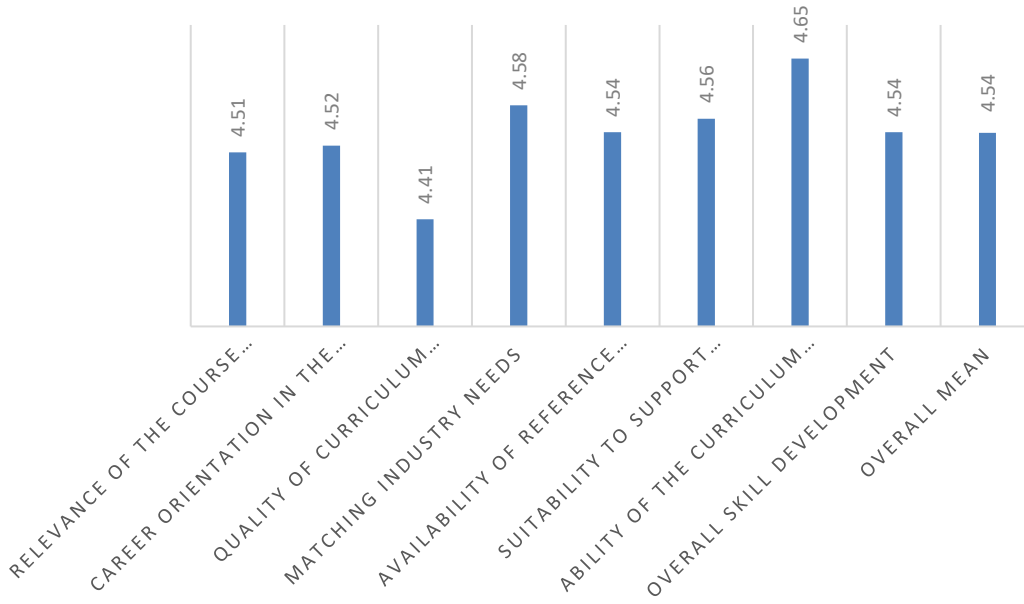
A five point measurement scale was used in the questionnaire where highly satisfied is scored as 5, satisfied 4, neither satisfied nor dissatisfied 3, dissatisfied 2 and highly dissatisfied 1.

The table below shows the feedback analysis:

<b>Sl No.</b>	<b>Measure</b>	<b>Mean Score</b>
1	Relevance of the course content	4.51
2	Career orientation in the syllabus	4.52
3	Quality of curriculum delivering	4.41
4	Matching industry needs	4.58
5	Availability of reference books	4.54
6	Suitability to support higher learning	4.56
7	Ability of the curriculum to foster entrepreneurship	4.65
8	Overall skill development	4.54
	<b>Overall Mean</b>	<b>4.54</b>

Source: Computation on SPSS

## ALUMNI FEEDBACK ON CURRICULUM



## **EMPLOYER FEEDBACK ON CURRICULUM**

### **2017-18**

A total response of **14 employers** who have given placement for the students of the college was taken for the analysis of the feedback form for the academic year 2017-18.

There were 9 measures on the feedback form for measurement which are Career orientation, Meeting industry needs, Promote skills for competitive exams, Critical thinking and reasoning, Curriculum leads to societal development, The curriculum has relevance to meet industrial needs, The curriculum promotes team and leadership, Fostering culture of innovation and Cop with new methods and technology.

A five point measurement scale was used in the questionnaire where highly satisfied is scored as 5, satisfied 4, neither satisfied nor dissatisfied 3, dissatisfied 2 and highly dissatisfied 1.

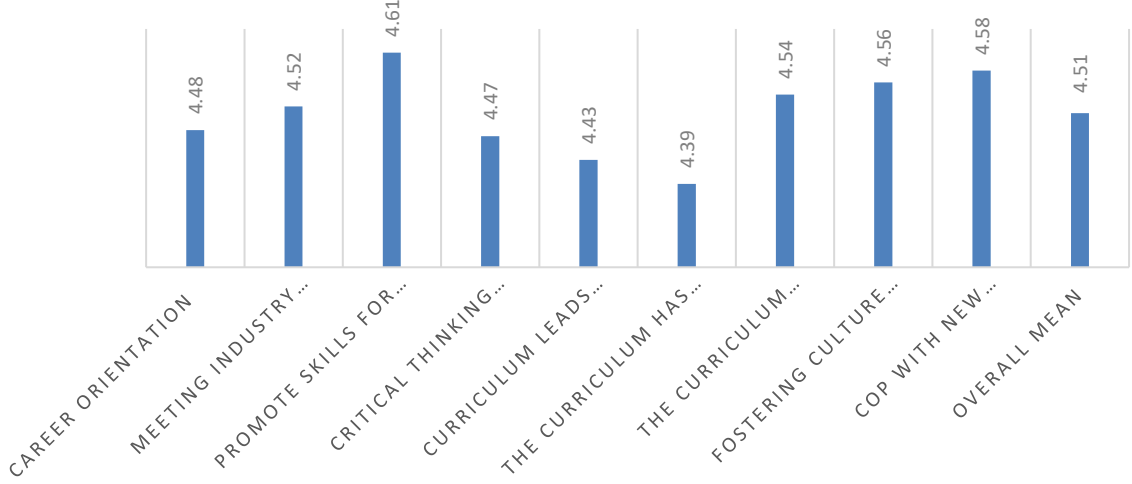
Below table shows the feedback analysis:

<b>SI No.</b>	<b>Measure</b>	<b>Mean Score</b>
1	Career orientation	4.48
2	Meeting industry needs	4.52
3	Promote skills for competitive exams	4.61
4	Critical thinking and reasoning	4.47
5	Curriculum leads to societal development	4.43
6	The curriculum has relevance to meet industrial needs	4.39
7	The curriculum promotes team work and leadership	4.54
8	Fostering culture of innovation	4.56
9	Cop with new methods and technology	4.58
	<b>Overall Mean</b>	<b>4.51</b>

Source: Computation on SPSS .



# EMPLOYER FEEDBACK ON CURRICULUM



## **PARENT FEEDBACK ON CURRICULUM**

### **2017-18**

A total response of **416 parents** of students in the college was taken for the analysis through the feedback form for the academic year 2017-18

There were 8 measures on the feedback form for measurement which are effectiveness of the syllabus for higher studies, effectiveness of the syllabus for career readiness, effectiveness of the syllabus for facing competitive exams, quality of teachers and teaching, the college library and its services, the academic atmosphere of the college, lab facilities of the college and your overall impression about the college.

A five point measurement scale was used in the questionnaire where highly satisfied is scored as 5, satisfied 4, neither satisfied nor dissatisfied 3, dissatisfied 2 and highly dissatisfied 1.

The table below table shows the feedback analysis:

<b>Sl No.</b>	<b>Measure</b>	<b>Mean Score</b>
1	Effectiveness of the syllabus for higher studies	4.48
2	Effectiveness of the syllabus for career readiness	4.46
3	Effectiveness of the syllabus for facing competitive exams	4.51
4	Quality of teachers and teaching	4.69
5	The college library and its services	4.59
6	The academic atmosphere of the college	4.58
7	Lab facilities of the college	4.72
8	Your overall impression about the college	4.61
	<b>Overall Mean</b>	4.58

Source: Computation on SPSS

## PARENT FEEDBACK ON CURRICULUM

